

## HS-PTF



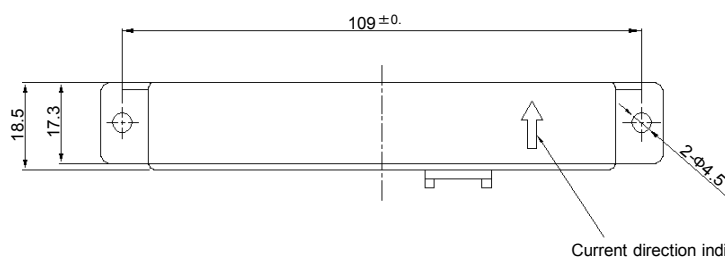
- Rated current 50A ~ 100A
- Three circuits can be measured at the same time
- Realized high precision and compact size
- Superior in response, linearity and temperature characteristics
- Both the voltage output and the current output were prepared

### Applications

Inverters, Servo drivers, Power supply equipment, NC machine tools

## Dimensions

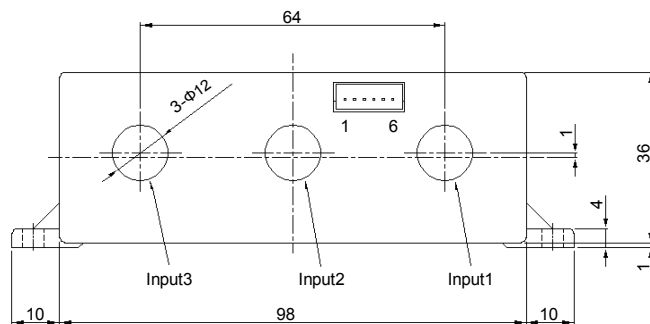
(mm)



Supported connector housing  
PAP-06V-S (JST)

- Terminal No.
- 1 - Output3
  - 2 - Output2
  - 3 - Output1
  - 4 - (-) terminal
  - 5 - GND
  - 6 - (+) terminal

Weight : 86g



B06B-PASK-GW  
(JST)

MAX. 5

General tolerance: ±0.5

### Specification

Ta=25°C

Type	Voltage output type		Current output type	
	HS-PTF050V4B15	HS-PTF100V4B15	HS-PTF050A00125B15	HS-PTF100A0025B15
Rated current [If]	±50A	±100A	±50A	±100A
Continuously flowing DC current	±50A	±100A	±50A	±100A
Saturation current [Is]	±150A	±200A	±150A	±200A
Linearity limits	0~±125A	0~±200A	0~±150A (RL=50~150Ω)	0~±200A (RL=50~100Ω)
Rated output [Vh, Ih]	+If V0+4V±1% (RL=10kΩ)		I0+12.5mA±1%	I0+25mA±1%
	-If V0-4V±1% (RL=10kΩ)		I0-12.5mA±1%	I0-25mA±1%
Residual output [V0, I0]	Within ±20mV		Within ±0.2mA	
Output linearity	Within ±0.5%			
Second coil resistance	Approx. 120Ω			
Response time	Within 1μs (The smaller one on either at di/dt = 100A/μs or If/μs.)			
Response performance	Within 10%			
Hysteresis voltage range	Within 20mV		Within 0.2mA	
Output Temp. Coef.	Within ±0.02%/°C			
Residual output Temp. Coef.	Within ±1mV/°C		Within ±0.01mA/°C	
Control power supply	±15V±5%			
Consumption current	60mA+(Input current/4000)			
Operating Temp.	-10°C~+80°C			
Storage Temp.	-15°C~+85°C			
Dielectric withstand voltage	2500V AC 50/60Hz 1minute			
Insulation resistance	Not less than 500MΩ 500V DC			

Note1) The indicated residual output is the one after the core hysteresis is removed.

Note2) Energization time of saturation current shall be within 1 second.

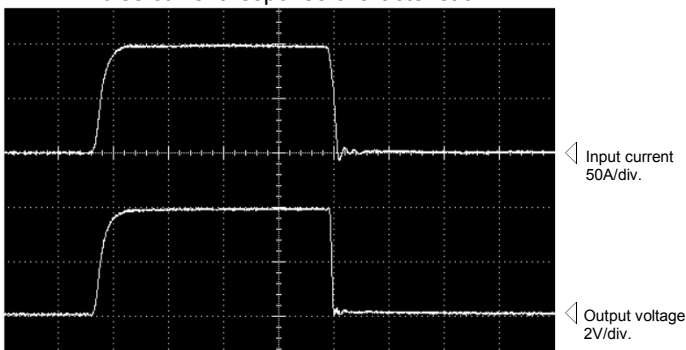
Note3) Energization time of continuous live DC current x150% shall be within 1 minute.

### Characteristics chart

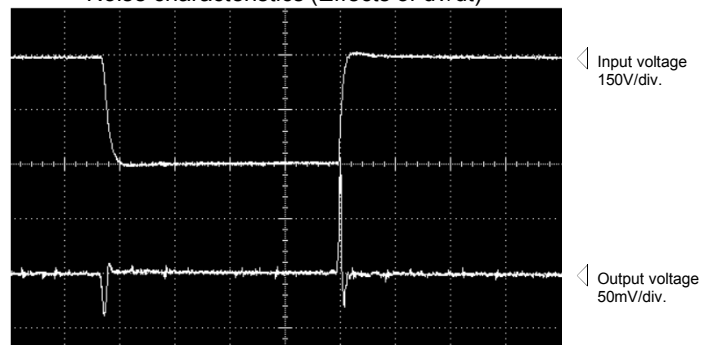
HS-PTF100V4B15

Time base: 5μs/div.

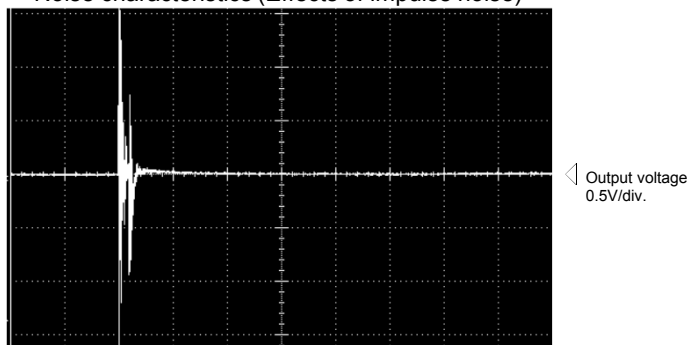
Pulse current response characteristic



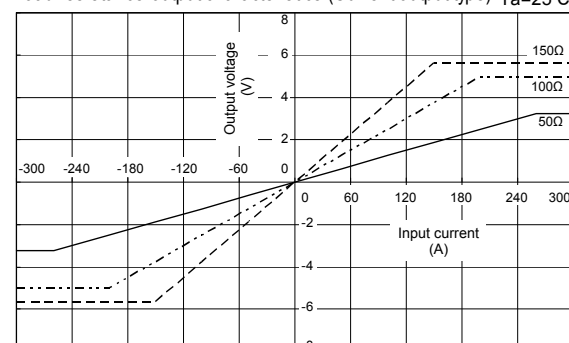
Noise characteristics (Effects of dv/dt)



Noise characteristics (Effects of impulse noise)



Load resistance-output characteristics (Current output type) Ta=25°C



Note: The marks "◁" means 0V or 0A.