

HS-PKF



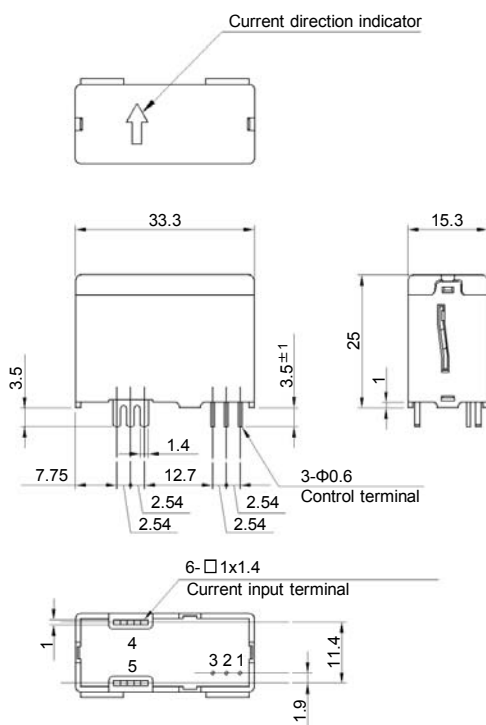
- Rated current 50A ~ 100A
- Realized high precision and compact size
- Superior in response, linearity and temperature characteristics

Applications

Inverters, Servo drivers, Power supply equipment, NC machine tools

Dimensions

(mm)



- Terminal No.
- 1 - Output
  - 2 - Supply voltage (+)
  - 3 - Supply voltage (-)
  - 4 - Input current (+)
  - 5 - Input current (-)

Weight : 16g

General tolerance: ±0.5

Specification

Ta=25°C

Type	Voltage output type	
	HS-PKF050A0025B15	HS-PKF100A005B15
Rated current [If]	±50A	±100A
Continuously flowing DC current	±50A	±71A
Saturation current [Is]	±100A	±160A
Linearity limits	0~±100A (RL=45Ω)	0~±160A (RL=45Ω)
Rated output [Ih]	+If	I0+25mA±0.5%
	-If	I0-25mA±0.5%
Residual output [I0]	Within ±0.2mA	
Output linearity	Within ±0.15% at If	
Second coil resistance	Approx. 82Ω	
Response time	Within 0.5μs (at di/dt=If/μs)	
Response performance	Within 10% (at di/dt=If/μs)	
Hysteresis voltage range	Within 0.15mA	
Output Temp. Coef.	Within ±0.01%/°C	
Residual output Temp. Coef.	Within ±0.005mA/°C	
Control power supply	±15V±5%	
Consumption current	20mA+(Input current/2000)	
Operating Temp.	-25°C~+85°C	
Storage Temp.	-40°C~+90°C	
Dielectric withstand voltage	2500V AC 50/60Hz 1minute	
Insulation resistance	Not less than 500MΩ 500V DC	

Note1) The indicated residual output is the one after the core hysteresis is removed.

Note2) Energization time of saturation current shall be within 1 second.

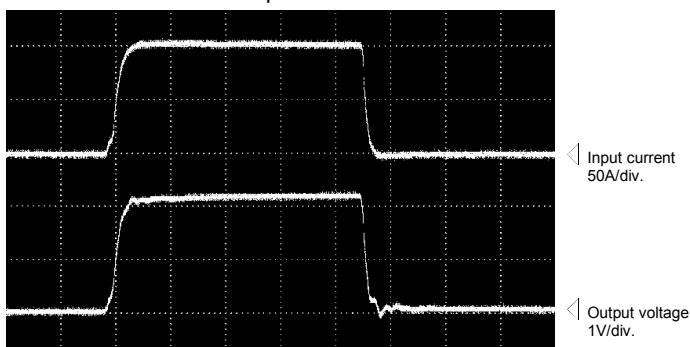
Note3) Energization time of continuous live DC current x150% shall be within 1 minute.

Characteristics chart

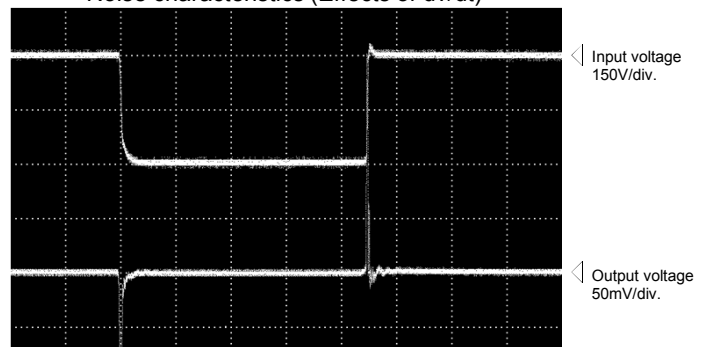
HS-PKF100A005B15 (RL=45Ω)

Time base: 5μs/div.

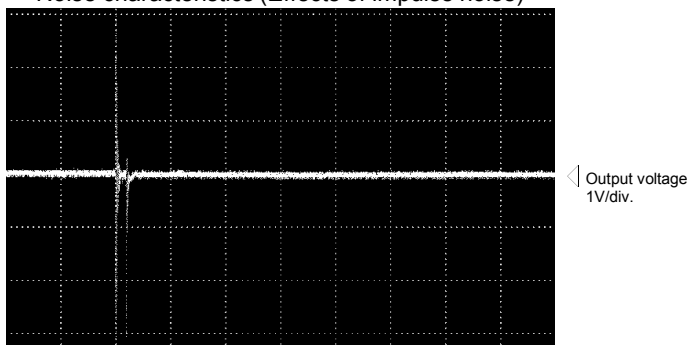
Pulse current response characteristic



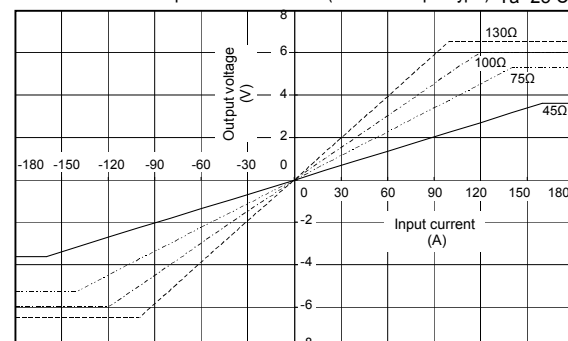
Noise characteristics (Effects of dv/dt)



Noise characteristics (Effects of impulse noise)



Load resistance-output characteristics (Current output type) Ta=25°C



Note: The marks "◁" means 0V or 0A.