

HC-TNG



- Rated current 50A ~ 800A
- Superior noise-resistance
- Low-profile realized to our conventional products (HC-TN)
- Well isolated for European Standards
- Bus bar mounting type

Applications

Inverters, Servo drivers, Power supply equipment, Uninterruptible power supply (UPS), NC machine tools, Welders

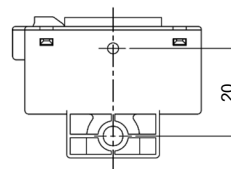
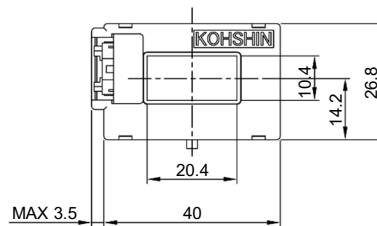
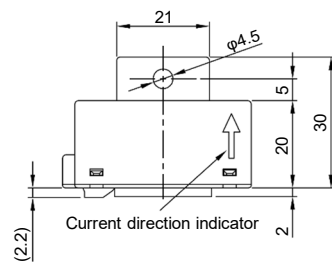
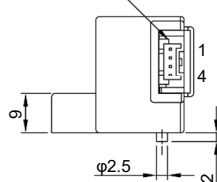
Dimensions

(mm)

- Terminal No. 1 ... (+) terminal
2 ... (-) terminal
3 ... Output
4 ... GND

Weight : 39g

SM04B-PASS(LF)(SN)
(JST)



General tolerance: ±0.5

Specification

Ta=25°C

Type	HC-TNG050V4B15	HC-TNG100V4B15	HC-TNG300V4B15	HC-TNG600V4B15	HC-TNG800V4B15
Rated current [If]	±50A	±100A	±300A	±600A	±800A
Saturation current [Is]	±150A	±300A	±900A	±1000A	±1000A
Linearity limits	0~±150A	0~±300A	0~±700A	0~±900A	0~±900A
Rated output RL=10kΩ [Vh]	V0±4V±1%				
Residual output [V0]	Within ±50mV	Within ±30mV			
Output linearity	Within ±1%				
Response time	Within 5μs (The smaller one on either at di/dt = 100A/μs or If/μs.)				
Response performance	Within 10%				
Hysteresis voltage range	Within 30mV				
Output Temp. Coef.	Within ±0.1%/°C				
Residual output Temp. Coef.	Within ±3mV/°C	Within ±1.5mV/°C	Within ±1mV/°C		
Control power supply	±15V±5%				
Consumption current	Within 20mA				
Operating Temp.	-25°C~+85°C				
Storage Temp.	-25°C~+85°C				
Dielectric withstand voltage	4000V AC 50/60Hz 1minute				
Insulation resistance	Not less than 500MΩ 500V DC				

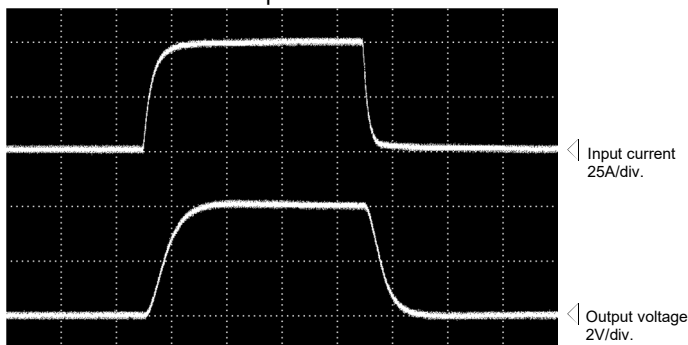
Note1) The indicated residual output is the one after the core hysteresis is removed.

Characteristics chart

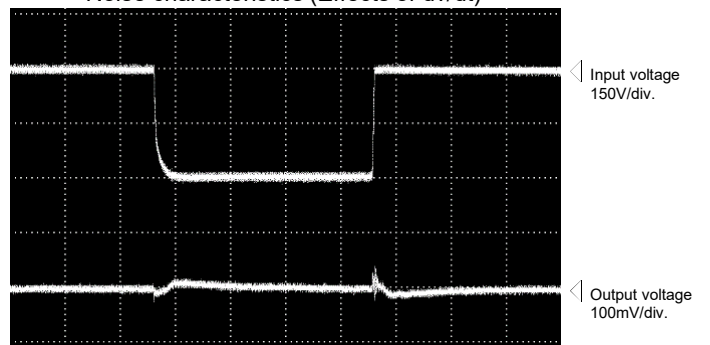
HC-TNG050V4B15

Time base: 5μs/div.

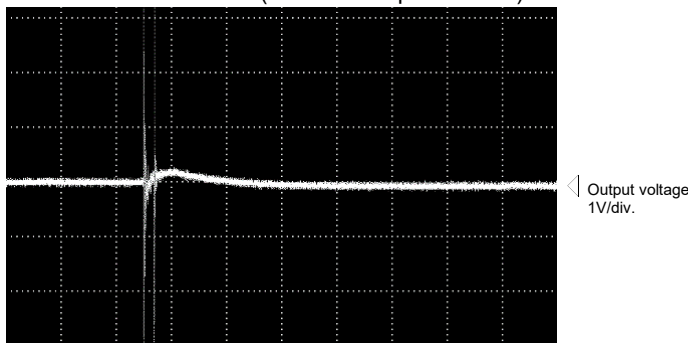
Pulse current response characteristic



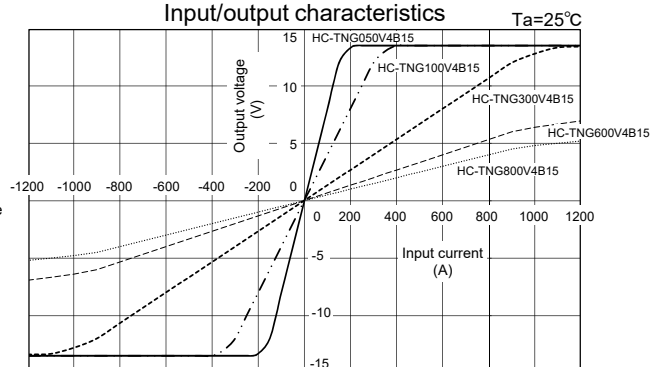
Noise characteristics (Effects of dv/dt)



Noise characteristics (Effects of impulse noise)



Input/output characteristics



Note: The marks "◁" means 0V or 0A.