

HC-TN



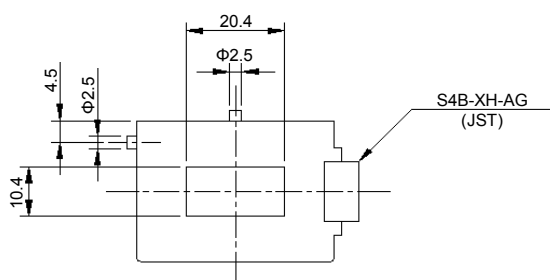
- Rated current 50A ~ 800A
- Single-power supplies also available

Applications

Inverters, Servo drivers, Power supply equipment, Uninterruptible power supply (UPS), NC machine tools, Welders

Dimensions

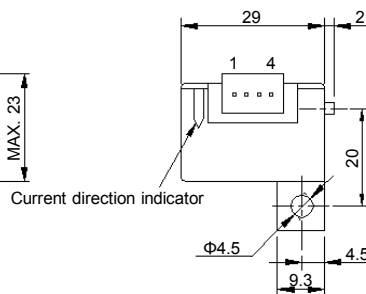
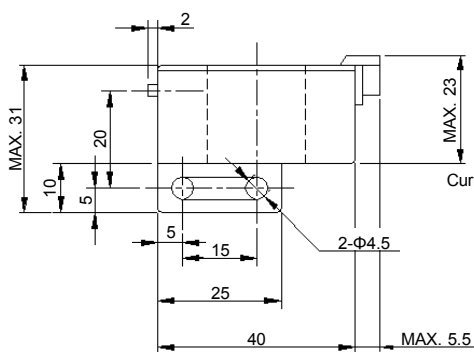
(mm)



Supported connector housing  
XHP-4 (JST)

- Terminal No.
- 1 - (+) terminal
  - 2 - (-) terminal
  - 3 - Output
  - 4 - GND

Weight : 46g



General tolerance: ±0.5

Specification

Ta=25°C

Type	HC-TN050V4B15	HC-TN100V4B15	HC-TN300V4B15	HC-TN600V4B15	HC-TN800V4B15
Rated current [ I <sub>f</sub> ]	±50A	±100A	±300A	±600A	±800A
Saturation current [ I <sub>s</sub> ]	±150A	±300A	±900A	±1000A	±1000A
Linearity limits	0~±150A	0~±300A	0~±700A	0~±900A	0~±900A
Rated output [ V <sub>h</sub> ]	±4V±1.5% (RL=10kΩ)	±4V±1% (RL=10kΩ)			
Residual output [ V <sub>o</sub> ]	Within ±50mV	Within ±30mV			
Output linearity	Within ±1%				
Response time	Within 10μs (The smaller one on either at di/dt = 100A/μs or I <sub>f</sub> /μs.)				
Response performance	Within 10%				
Hysteresis voltage range	Within 30mV				
Output Temp. Coef.	Within ±0.1%/°C				
Residual output Temp. Coef.	Within ±3mV/°C	Within ±1.5mV/°C	Within ±1mV/°C		
Control power supply	±15V±5%				
Consumption current	Within 30mA				
Operating Temp.	-10°C~+80°C				
Storage Temp.	-15°C~+85°C				
Dielectric withstand voltage	2500V AC 50/60Hz 1minute				
Insulation resistance	Not less than 500MΩ 500V DC				

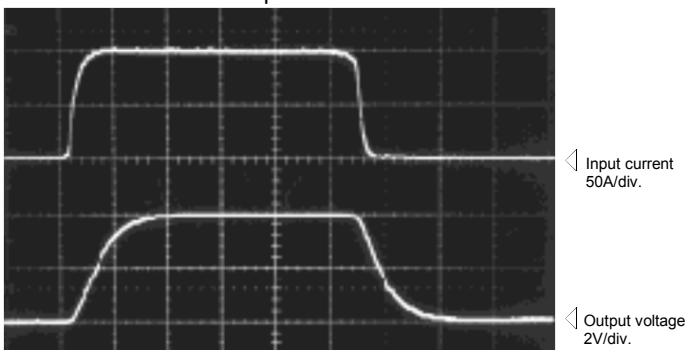
Note1) The indicated residual output is the one after the core hysteresis is removed.

Characteristics chart

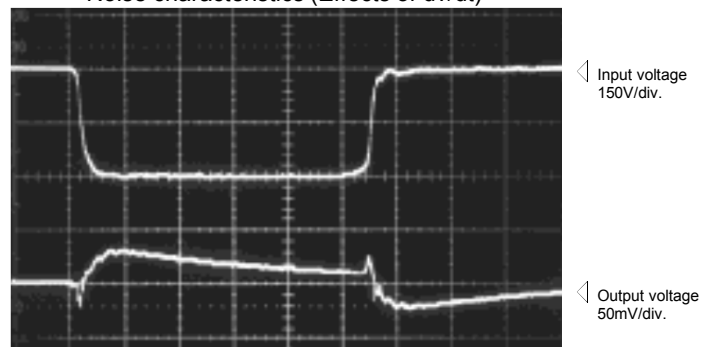
HC-TN100V4B15

Time base: 5μs/div.

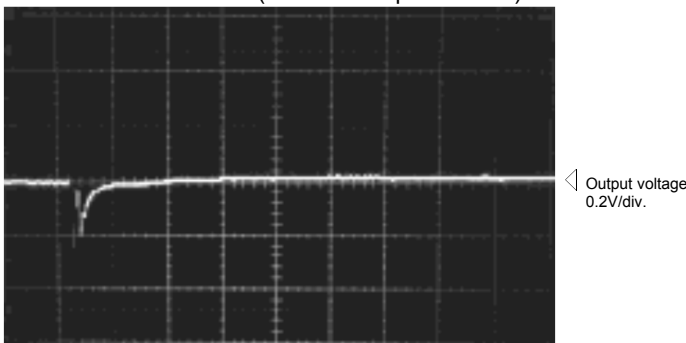
Pulse current response characteristic



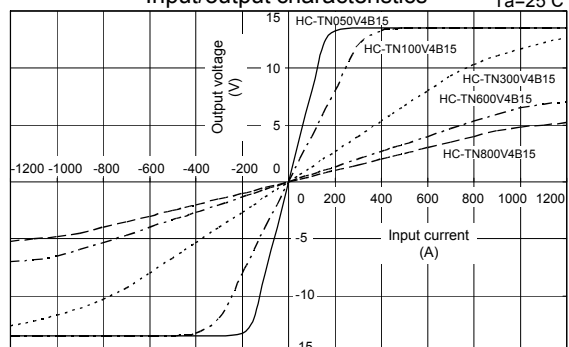
Noise characteristics (Effects of dv/dt)



Noise characteristics (Effects of impulse noise)



Input/output characteristics



Note: The marks "◁" means 0V or 0A.