

HC-PT



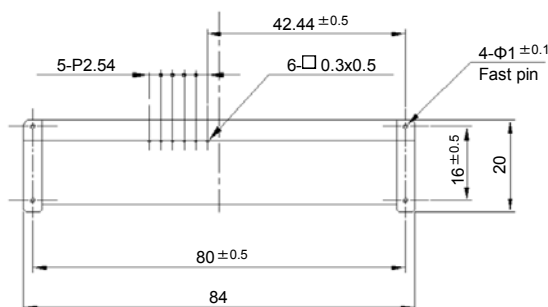
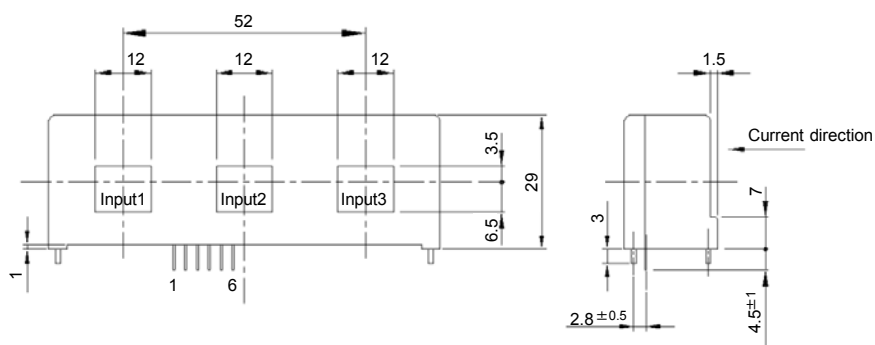
- Rated current 50A ~ 300A
- Three circuits can be measured at the same time
- Ferrite core specification also available (Rated current 50A ~ 100A)
- Single-power supplies also available

Applications

Inverters, Power supply equipment, NC machine tools

Dimensions

(mm)



- Terminal No.
- 1 - (+) terminal
  - 2 - (-) terminal
  - 3 - GND
  - 4 - Output1
  - 5 - Output2
  - 6 - Output3

Weight : 64g

General tolerance: ±0.5

Specification

Ta=25°C

Type	HC-PT050V4B15	HC-PT100V4B15	HC-PT150V4B15	HC-PT200V4B15	HC-PT300V4B15
Rated current [ If ]	±50A	±100A	±150A	±200A	±300A
Saturation current [ Is ]	±150A	±300A	±450A	±600A	±600A
Linearity limits	0~±150A	0~±300A	0~±400A	0~±400A	0~±400A
Rated output [ Vh ]	±4V±1%				
Residual output [ Vo ]	Within ±50mV				
Output linearity	Within ±1%				
Response time	Within 10μs (The smaller one on either at di/dt = 100A/μs or If/μs.)				
Response performance	Within 10%				
Hysteresis voltage range	Within 200mV				
Output Temp. Coef.	Within ±0.1%/°C				
Residual output Temp. Coef.	Within ±4mV/°C	Within ±3mV/°C		Within ±2mV/°C	
Control power supply	±15V±5%				
Consumption current	Within 60mA				
Operating Temp.	-10°C~+80°C				
Storage Temp.	-15°C~+85°C				
Dielectric withstand voltage	2500V AC 50/60Hz 1minute				
Insulation resistance	Not less than 500MΩ 500V DC				

Note1) The indicated rated output is the one when no load is applied.

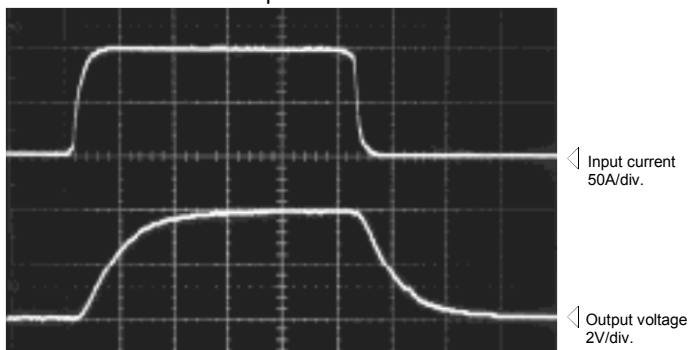
Note2) The indicated residual output is the one after the core hysteresis is removed.

Characteristics chart

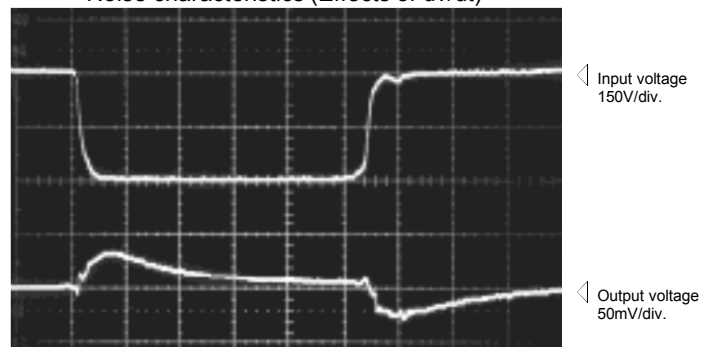
HC-PT100V4B15

Time base: 5μs/div.

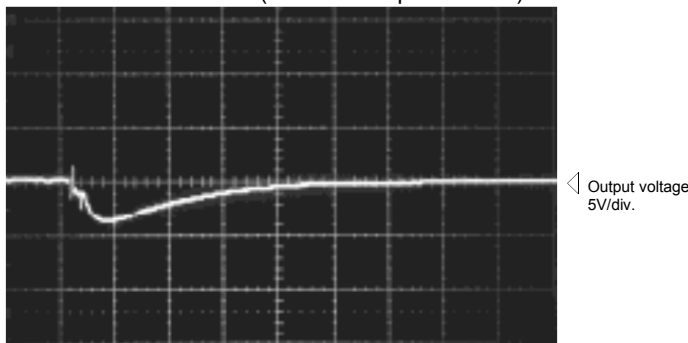
Pulse current response characteristic



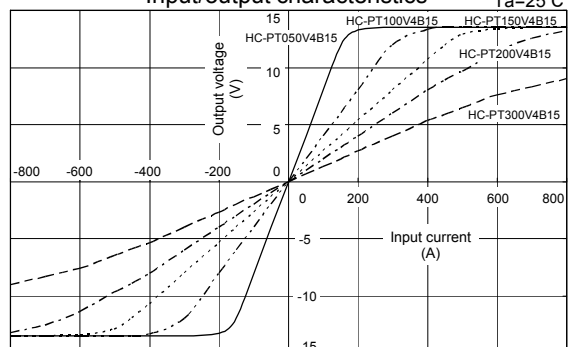
Noise characteristics (Effects of dv/dt)



Noise characteristics (Effects of impulse noise)



Input/output characteristics



Note: The marks "◁" means 0V or 0A.