




HC-PRD



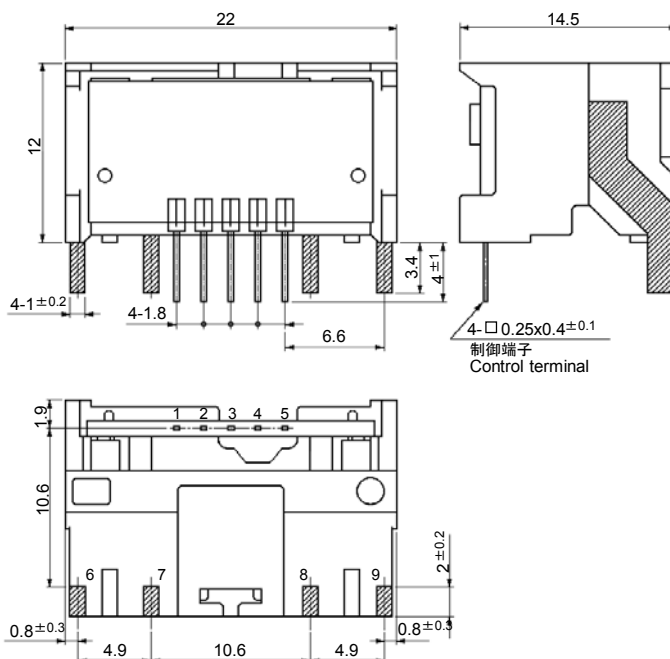
- Rated current 25A ~ 50A
- Well isolated for European Standards
- Compact design: height has been kept down to 12.0 mm
- Single-power supplies also available
- Two circuits can be measured at the same time

Applications

Inverters, Servo drivers, NC machine tools

Dimensions

(mm)



- Terminal No.
- 1 - (+) terminal
 - 2 - (-) terminal
 - 3 - Output1
 - 4 - Output2
 - 5 - GND
 - 6 - (+) input
 - 7 - (-) input
 - 8 - (+) input
 - 9 - (-) input

Weight : 6g

General tolerance: ±0.5

Specification

Ta=25°C

Type	HC-PRD25V4B15	HC-PRD30V4B15	HC-PRD40V4B15	HC-PRD50V4B15
Rated current [If]	±25A	±30A	±40A	±50A
Continuously flowing DC current	±35A	±35A	±35A	±35A
Saturation current [Is]	±75A	±90A	±90A	±90A
Linearity limits	0~±75A	0~±75A	0~±75A	0~±75A
Size of primary busbar	□ 1 x 2	□ 1 x 2	□ 1 x 2	□ 1 x 2
Turns	1	1	1	1
Rated output [Vh]	V0+4V±1.5% (RL=10kΩ)			
	V0-4V±1.5% (RL=10kΩ)			
Residual output [Vo]	Within ±100mV			
Output linearity	Within ±1%			
Response time	Within 10μs (at di/dt=If/μs)			
Response performance	Within 10%			
Hysteresis voltage range	Within 120mV			
Output Temp. Coef.	Within ±0.1%/°C			
Residual output Temp. Coef.	Within ±3mV/°C			
Control power supply	±15V±5%			
Consumption current	Within 40mA			
Operating Temp.	-10°C~+80°C			
Storage Temp.	-15°C~+85°C			
Dielectric withstand voltage	2500V AC 50/60Hz 1minute			
Insulation resistance	Not less than 500MΩ 500V DC			

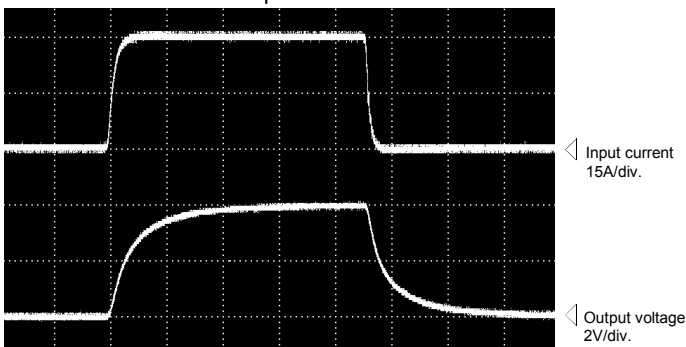
Note1) The indicated residual output is the one after the core hysteresis is removed.

Characteristics chart

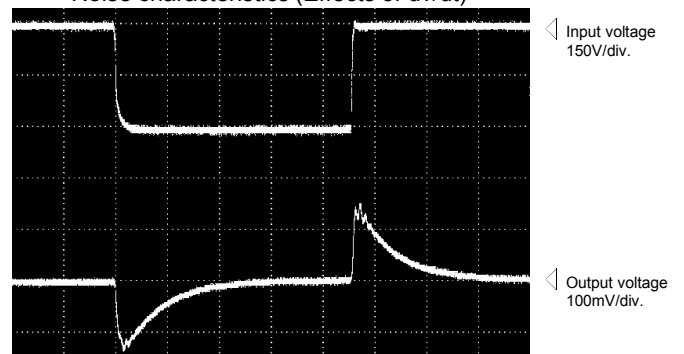
HC-PRD30V4B15

Time base: 5μs/div.

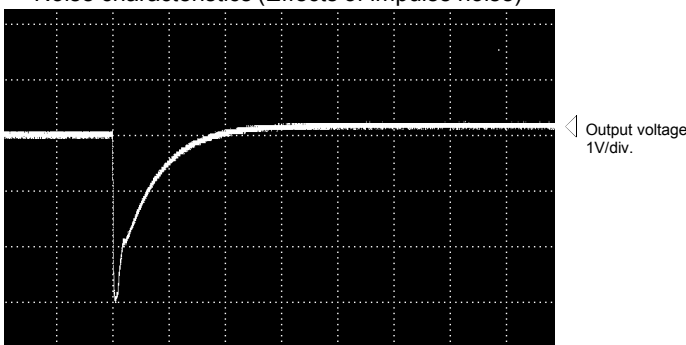
Pulse current response characteristic



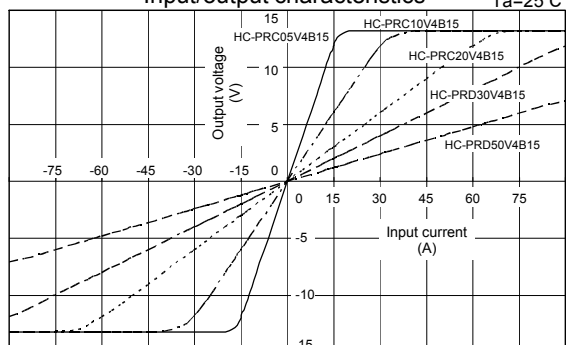
Noise characteristics (Effects of dv/dt)



Noise characteristics (Effects of impulse noise)



Input/output characteristics



Note: The marks "◁" means 0V or 0A.