

HC-MJ



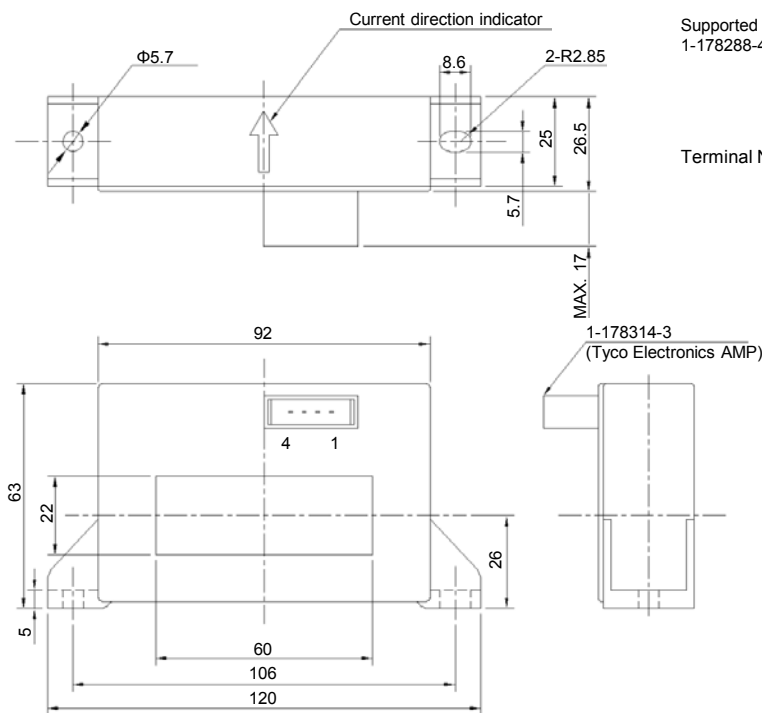
- Rated current 1000A ~ 4000A
- Protection network internalized for superior surge withstand capability

Applications

High-capacity inverters (for power plants), High-capacity power supply equipment

Dimensions

(mm)



Specification

Ta=25°C

Type	HC-MJE10V4B15	HC-MJE20V4B15	HC-MJE30V4B15	HC-MJE40V4B15
Rated current [If]	±1000A	±2000A	±3000A	±4000A
Saturation current [Is]	±2400A	±2400A	±4800A	±4800A
Linearity limits	0~±2000A	0~±2000A	0~±4000A	0~±4000A
Rated output [Vh]	±4V±1.5%			
Residual output [Vo]	Within ±30mV			
Output linearity	Within ±1%			
Response time	Within 10μs (at di/dt=100A/μs)			
Response performance	Within 10%			
Hysteresis voltage range	Within 30mV			
Output Temp. Coef.	Within ±0.1%/°C			
Residual output Temp. Coef.	Within ±1.5mV/°C			
Control power supply	±15V±5%			
Consumption current	Within 50mA			
Operating Temp.	-40°C~+80°C			
Storage Temp.	-40°C~+85°C			
Dielectric withstand voltage	2500V AC 50/60Hz 1minute			
Insulation resistance	Not less than 500MΩ 500V DC			

Note1) The indicated rated output is the one when no load is applied.

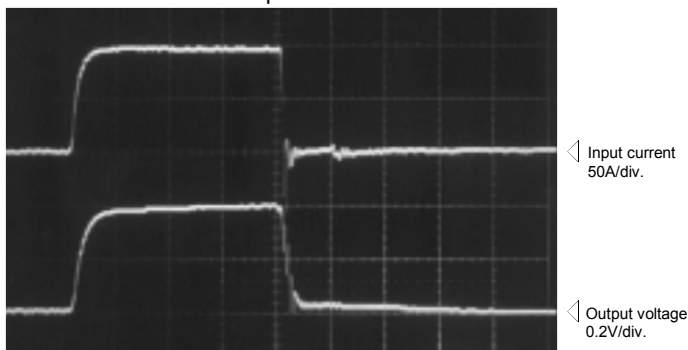
Note2) The indicated residual output is the one after the core hysteresis is removed.

Characteristics chart

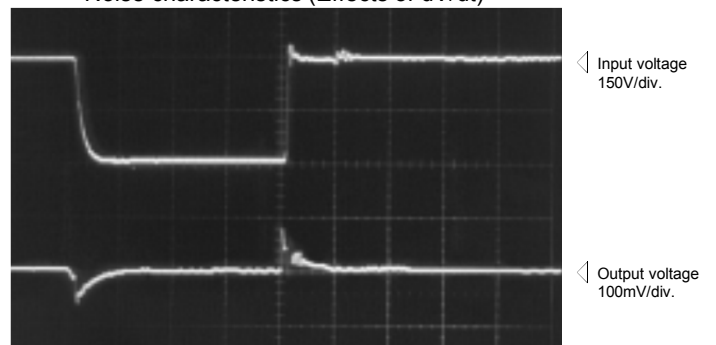
HC-MJE10V4B15

5μs/div. Time base


Pulse current response characteristic



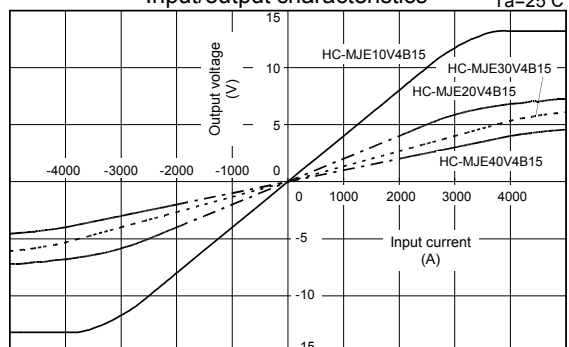
Noise characteristics (Effects of dV/dt)



Noise characteristics (Effects of impulse noise)



Input/output characteristics



Note: The marks "◁" means 0V or 0A.