

HS-K



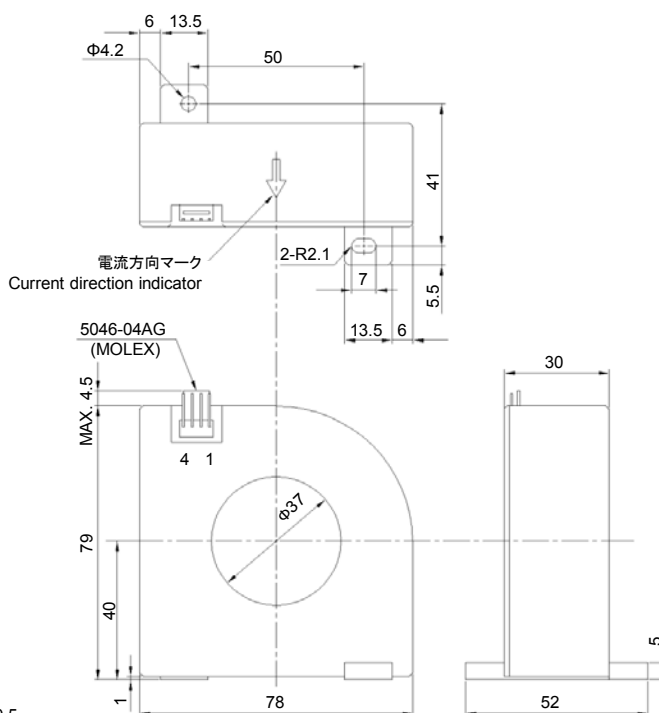
- 定格電流値 … 300A ~ 500A
Rated current … 300A ~ 500A
- 応答性・直線性および温度特性に優れています
Superior in response, linearity and temperature characteristics
- 電圧出力と電流出力の両方を準備しました
Both the voltage output and the current output were prepared

用途 Applications

インバータ装置, 電源装置
Inverters, Power supply equipment

外形寸法図 Dimensions

(mm)



適合コネクタハウジング Supported connector housing
5051-04 (MOLEX)

端子番号	1 … 制御電源(+)	(+) terminal
Terminal No.	2 … 制御電源(-)	(-) terminal
	3 … 出力	Output
	4 … GND	GND

質量 Weight : 226g

一般公差: ±0.5
General tolerance: ±0.5

電気特性 Specification

Ta=25°C

形名 (Type)	電圧出力タイプ (Voltage output type)			電流出力タイプ (Current output type)		
	HS-K300V4B15	HS-K400V4B15	HS-K500V4B15	HS-K300A0075B15	HS-K400A010B15	HS-K500A010B15
定格電流 (Rated current) [I _f]	±300A	±400A	±500A	±300A	±400A	±500A
連続通電DC電流 (Continuously flowing DC current)	±600A	±800A	±1000A	±600A	±800A	±1000A
飽和電流 (Saturation current) [I _s]	±600A	±800A	±1000A	±600A	±800A	±1000A
直線性範囲 (Linearity limits)	0~±600A	0~±800A	0~±1000A	0~±600A (RL=30Ω)	0~±800A (RL=10Ω)	0~±1000A (RL=1Ω)
定格出力 (Rated output) [V _{h,1h}]	±4V±1% (RL=10kΩ)			±75mA±1%	±100mA±1%	
残留出力 (Residual output) [V _{0,10}]	Within ±20mV			Within ±0.2mA		
直線性 (Output linearity)	Within ±0.5%					
二次巻線抵抗 (Second coil resistance)	Approx. 31Ω		Approx. 42Ω	Approx. 31Ω		Approx. 42Ω
応答速度 (Response time)	Within 1μs (at di/dt=100A/μs)					
過渡特性 (Response performance)	Within 20%					
ヒステリシス巾 (Hysteresis voltage range)	Within 20mV			Within 0.2mA		
出力温度特性 (Output Temp. Coef.)	Within ±0.02%/°C					
残留出力温度特性 (Residual output Temp. Coef.)	Within ±1mV/°C			Within ±0.01mA/°C		
制御電源 (Control power supply)	±15V±5%					
消費電流 (Consumption current)	20mA+(Input current/4000)	20mA+(Input current/5000)	20mA+(Input current/4000)	20mA+(Input current/4000)	20mA+(Input current/5000)	20mA+(Input current/5000)
使用温度範囲 (Operating Temp.)	-10°C~+80°C					
保存温度範囲 (Storage Temp.)	-15°C~+85°C					
耐電圧 (Dielectric withstand voltage)	2500V AC 50/60Hz 1minute					
絶縁抵抗 (Insulation resistance)	Not less than 500MΩ 500V DC					

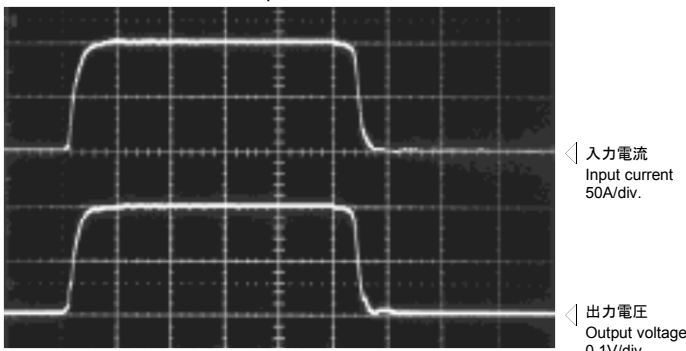
Note1) 残留出力値はコアヒステリシス除去後の値です。
The indicated residual output is the one after the core hysteresis is removed.

特性図 Characteristics chart

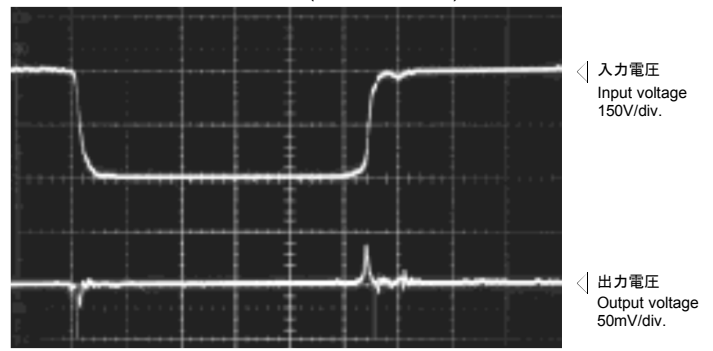
HS-K500A010B15 (RL=10Ω)

時間軸 Time base: 5μs/div.

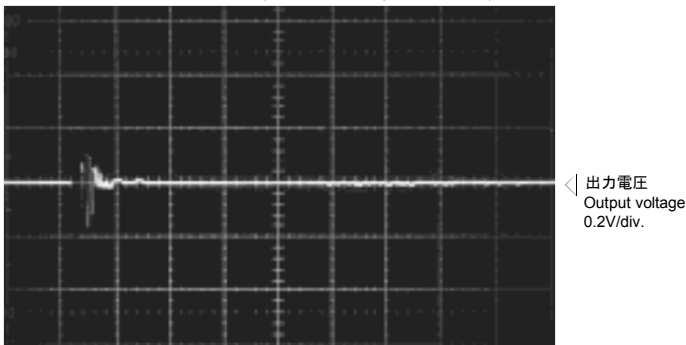
パルス電流応答特性
Pulse current response characteristic



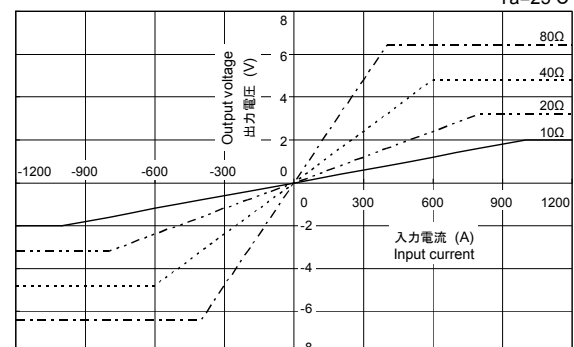
ノイズ特性 (dv/dtの影響)
Noise characteristics (Effects of dv/dt)



ノイズ特性 (インパルスノイズの影響)
Noise characteristics (Effects of impulse noise)



負荷抵抗-出力特性 (電流出力タイプ) Ta=25°C
Load resistance-output characteristics (Current output type) Ta=25°C



注: "◀" は0Vまたは、0Aを示します。 The marks "◀" means 0V or 0A.